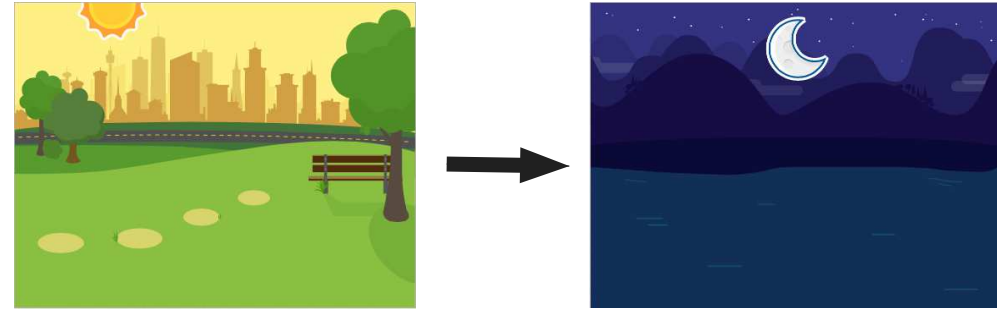
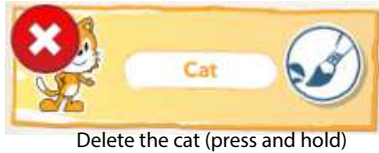



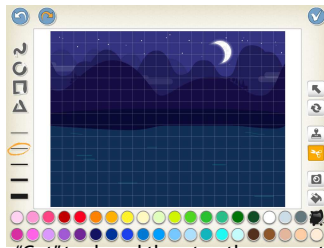
1. Choose Project



2. Add a New Page and add Moon Character to New Page

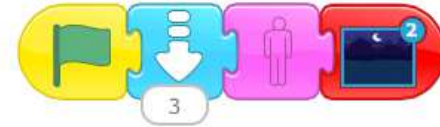


3. Choose Background; Edit to Remove Background's Moon



Select the "Cut" tool, and then tap the moon to delete it.

4. Change Program on Page 1; Make Program on Page 2



- Now that you know how to make new pages, can you make a project that has 3 pages, or 4 pages?

- What happens when you drag a character from one page to another?

1. Choose Background



New Background

OK

2. Choose Characters



New Character



OK



New Character




OK




Delete the cat (press and hold)

3. Move Characters to Start Places



Position the characters by dragging them from the center of the screen.



4. Make Programs



- Can you make other things happen when one character touches another? Try the disappear block!
- How can you use the speed block to change how the characters move?

Can I Make My Characters Greet Each Other?

1. Choose Background



New Background



OK

2. Choose Additional Character



New Character

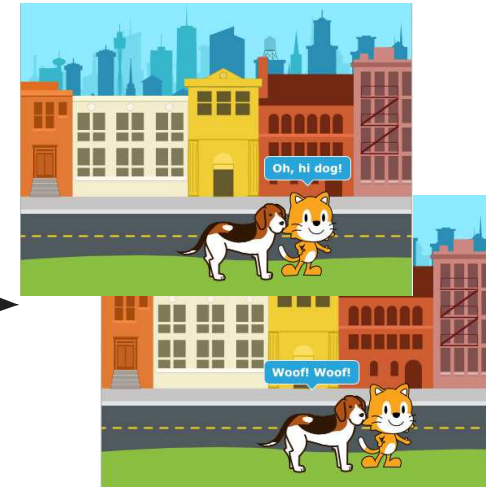


OK

3. Move Characters to Start Places



Position the characters by dragging them from the center of the screen.



4. Make Programs



- Why do you think the program repeats forever?
- What could you change to have the program not repeat forever?

Can I Make My Car Drive Across the City?

1. Choose Background



New Background



OK



2. Choose Character



New Character



OK



Delete the cat (press and hold)

3. Resize Character and Move to Start Place



Shrink




Drag the car from the center of the screen to the bottom corner.

4. Make Programs



Grid On/Off



Use the grid to calculate how many blocks the car should move.



- How would you make the car go only half way across the screen?

- What would happen if a wizard, or a dragon, or an elephant appeared on the sidewalk?

1. Choose Background



New Background



OK

2. Choose Characters



New Character



OK



New Character



OK



New Character



OK



Delete the cat (press and hold)

3. Write a Title and Change Color



Add Text

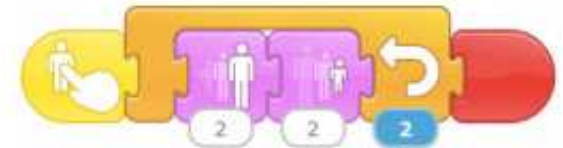
A Spooky Forest



Select Color



4. Make Programs



A Spooky Forest



- Can you make the bat spin all the way around in a circle?
- Add your own characters to make your own spooky scene!

Can I Make The Sun Set?

1. Choose Background



New Background



OK



2. Choose Character



New Character



OK



Delete the cat (press and hold)

3. Move Character to Start Place



Position the sun by dragging it from the center of the screen.

4. Make Program



- Can you add some animals to live in this park?
- Can you make the animals disappear when the sun sets?

Can I Make My Character Dribble a Basketball?

1. Choose Background



New Background



OK

2. Choose Additional Character

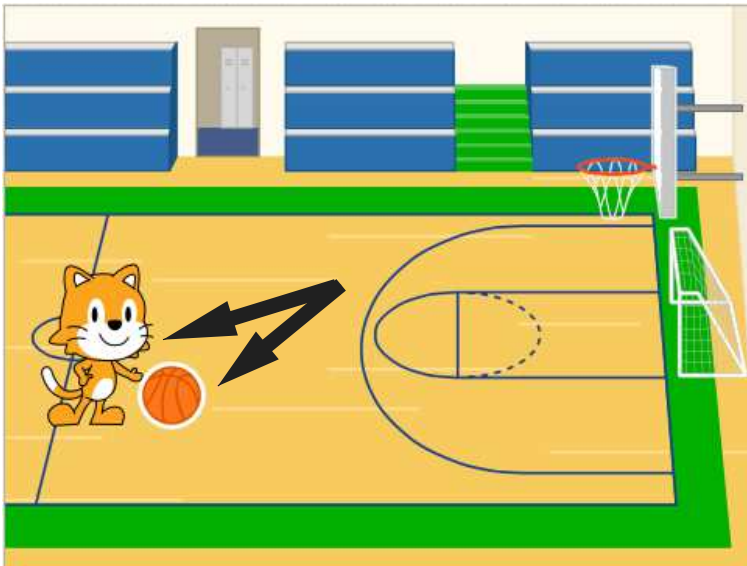


New Character



OK

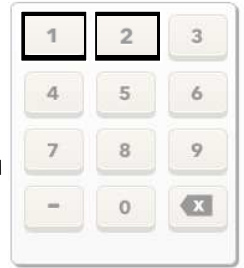
3. Move Characters to Start Places



Position the characters by dragging them from the center of the screen.



4. Make Programs



- Can you make the cat shoot the ball into the basket?
- What else can you make with two characters moving at the same time?

1. Choose Background



New Background



OK

2. Choose Characters



New Character



New Character



New Character



New Character



Delete the cat (press and hold)



OK



OK



OK



OK

3. Move Characters to Start Places



Position the characters by dragging them from the center of the screen.

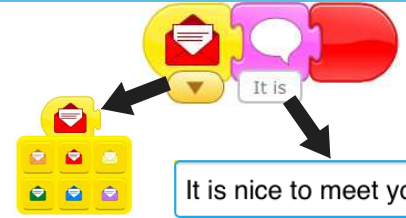


4. Make Programs



Welcome!

My name is Mr. Smith.



It is nice to meet you all!



Hi! My name is _____.



- Can you add movement to this scene?
- Now that you can send messages from one character to another, can you make a relay race?

1. Choose Background



New Background

OK

2. Choose Characters



New Character



New Character



New Character



OK



OK

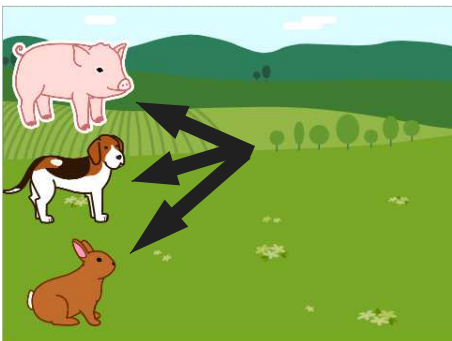


OK





Delete the cat (press and hold)

3. Move Characters to Start Places



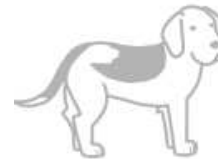
Position the characters by dragging them from the center of the screen.



4. Make Programs



Slow



Fast



Medium



- What other programs can you make with a speed block?
- If you can't find the characters or background that you are looking for, paint your own!